

PL-B761F & PL-B762F FireWire  
PL-B761G & PL-B762G Gigabit Ethernet  
PL-B761U & PL-B762U USB 2.0

Wide VGA (752 x 480)  
Monochrome & Color Cameras  
69fps Free Running - 60fps Triggered

### General Description

The PL-B761 monochrome and PL-B762 color Wide VGA (752 x 480) cameras are designed specifically for industrial inspection applications. The CMOS Global Shutter sensor features an asynchronous electronic shutter which freezes the high-speed motion that is common in industrial applications. The large 6um pixel pitch and high peak responsivity enhances the camera's ability to operate with short integration times (exposure) and low light levels. The PL-B760 series cameras operate at 69 frames per second (fps) in free running mode and 60 fps in triggered mode. In-camera Flat Field Correction corrects for non-uniform illumination and optics in addition to the dark noise variations common to all sensors. As a result, overall image quality is similar to more expensive CCD based cameras. The sensor boasts outstanding responsivity in the NIR spectrum from 750nm to 1um, making the PL-B761 well suited to NIR applications.

Global Shutter CMOS sensors are the technology of choice for high dynamic range imaging often called "Extended Shutter" mode. By setting one or two knee points at the sensor level, the excessive charge in the pixels that have reached saturation in the brightest areas of the image is drained. Up to 100 dB of intrascene dynamic range can be properly exposed so that the darkest details remain intact while the brightest areas do not become over saturated and bloom. This unique feature of CMOS global shutter sensors makes the PL-B761 ideally suited to high dynamic range imaging applications such as welding inspection and traffic monitoring.

### Why CMOS Sensor Technology?

CMOS sensor technology has made great strides in image quality over the past 5 years – to the point where performance levels are on par with CCD sensors. The machine vision community continues to embrace CMOS technology due to its inherent strengths of low cost, low power consumption, high-speed, superior anti-blooming, flexible region of interest (ROI), and the "Extended Shutter" operation noted above.

### Typical Applications

The PL-B760 series is suitable for a broad range of industrial applications such as factory automation, food & beverage inspection, traffic control & monitoring, electronics manufacturing, welding inspection, pharmaceutical inspection and metrology.



### FireWire, Gigabit Ethernet & USB 2.0 Interfaces

Pixelink recognizes that OEMs and System Integrators are constantly looking for ways to reduce system costs and complexity. Pixelink has answered this call by offering three widely accepted interfaces all of which eliminate the need to purchase & integrate frame grabber boards and expensive custom cables.

**IEEE 1394A** – FireWire has proven itself as a reliable and robust interface over the past decade in machine vision applications. The deterministic communication provided by FireWire allows for precise timing in synchronized applications. Pixelink's FireWire cameras support the IIDC 1.31 specification making them compatible with a wide range of 3<sup>rd</sup> party DCAM software applications.

**Gigabit Ethernet** – 1,000 Mbit data rates, 100M cable lengths and networked connectivity have made the Gigabit Ethernet interface for machine vision, appropriately named GigEVision, the fastest growing interface over the past years. Transmission is provided via standard CAT5E or CAT6 cables.

**USB 2.0** – Universality of this interface on host PCs is a major benefit for applications in the consumer end-user markets. Plug-and-play operation and low cost cabling makes USB 2.0 the leading user-friendly interface.

**Customization** - The products listed here are standard offerings. Pixelink also provides an extensive list of customized cameras to OEM customers around the world. If you can't find what you are looking for in the standard products, call us. We may already have what you need. If not, we can certainly design and build it for you.

### FEATURES

Common API for all cameras  
Extended Shutter mode  
60 fps Global Shutter sensor  
Enhanced Near Infrared spectral response  
In-camera Flat Field Correction (FFC) &  
Defective Pixel Correction

### BENEFITS

Use existing code without recompiling. Saves development time and money.  
Properly exposed images of extreme dynamic range scenes up to 100 dB  
Low smear images of fast moving objects and higher system throughput  
Improved performance in NIR applications  
Provides superior image quality by correcting for non-uniform illumination, lens shading, and sensor Fixed Pattern Noise (FPN)

## SENSOR

Sensor	Aptina (formerly Micron) CMOS
Type	CMOS Global Shutter
Resolution	752(H) x 480(V) Wide VGA Color & Mono
Pixel Pitch	6.0 µm x 6.0 µm
Active Area	4.51 mm x 2.88 mm - 6.08 mm diagonal
Peak QE	50 % (mono) 37 % (color)
Max Datarate	26.6 MHz

## COMPUTER & OPERATING SYSTEM

Processor	2.0 GHz or better
Memory	512 MB min. 1 GB recommended
Operating System	Windows XP 32/64bit & Windows 7 32/64bit
Hard Drive Space	75 MB

## POWER REQUIREMENTS

Voltage Req.	FireWire/GigE 8-32 V DC - USB 5 V DC
Power Req. PL-B761	FireWire 3.7 W, USB 3.5 W, GigE 4.7 W
Power Req. PL-B762	FireWire 3.7 W, USB 3.5 W, GigE 4.7 W

## ENVIRONMENTAL & REGULATORY

Compliance	FCC Class B, CE & RoHS
Shock & Vibration	300 G & 20 G (10Hz - 2KHz)
Operating Temp.	0°C to 50°C (non-condensing)
Storage Temp.	-45°C to 85°C

## SOFTWARE

PixEINK Capture OEM	Free Download ( <a href="http://www.pixelink.com">www.pixelink.com</a> )
DirectShow (exl. GigE)	Bundled with PixEINK Capture OEM
TWAIN	Bundled with PixEINK Capture OEM
SDK	API, sample code and LabVIEW wrappers
DCAM 1394 Compliance	IIDC version 1.31

## CAMERA CONTROLS & FEATURES

Auto & Manual White Balance, Color Temperature, Gain, Brightness (Dark Offset), Gamma, Saturation, Region of Interest (ROI), Histogram, Binning, Averaging, Resampling, Image Flip & Rotate, Programmable LUT, In-Camera Defective Pixel & Color Correction, Callbacks (Image Filters), FFC (Gain & Offset).

## FRAME RATES

Resolution	Free Running Mode	Triggered Mode
752 x 480	69	60
640 x 480	78	69
320 x 240	154	152
160 x 120	303	296
752 x 8	2579	1980

Frame rates will vary based on host system and configuration

Specifications are subject to change without notice

## PERFORMANCE SPECIFICATIONS \*

Responsivity	Mono 28.1 DN/(nJ/cm <sup>2</sup> ) Color 17.5 DN/(nJ/cm <sup>2</sup> )
FPN	<1 %
PRNU	<1.5 %
Read Noise	<1.5 DN
Dynamic Range	56.7 dB
Bit Depth	8 & 10-bit
Color Data Formats	Bayer 8, Bayer 16 and YUV422
Mono Data Formats	Raw, Mono 8 and Mono 16
Exposure Range	50 µs to 2 seconds free running 93 µs to 2 seconds triggered
Gain	0 dB to 12.04 dB in 24 increments

\*PL-B761 Settings: Typical values with 20ms integration time, 0dB gain, FFC on, 10-bit mode

\*PL-B762 Settings: Typical values with 40ms integration time, 0dB gain, FFC on, 10-bit mode

## MECHANICALS

Dimensions	102 x 50 x 41 mm (straight) 110 x 50 x 41 mm (right angle)
Weight	Straight: 206 g - Right Angle: 260 g
Mounting	4 M3 threaded holes in front plate & 4 M3 threaded holes in camera case
Tripod Mount	1/4" - 20 mount (optional)
Status LED	Amber - Start-up, Green - Idle or streaming Red - Warning or failed status
Lens Mount	C & CS-Mount, 1/3" optical format

## INTERFACES

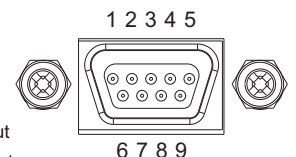
Interface / Date rate / Connector	IEEE 1394A (2) / 400 Mbit / 6-pin GigE / 1000 Mbit / RJ-45 USB 2.0 / 480 Mbit / Type B
Trigger Connector	9-pin Micro D
Trigger Modes	Free running, software, hardware
Trigger Input	Optically isolated 5-12V DC @ 4-11 mA
GPO/Strobe	2 Optically Isolated - Maximum 40V DC differential. Maximum 15 mA

For more information, visit: <http://www.pixelink.com/help>

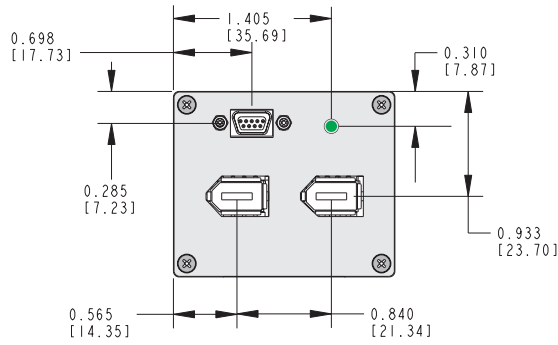
## PIN OUTPUT DESCRIPTION

### Pin Pin Name & Function

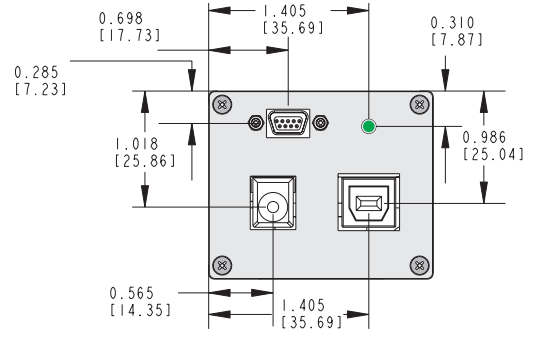
1	POWER cable power, FireWire/GigE 8-32 V DC - USB 5 V DC
2	Gp2+ Positive terminal of GPO 2
3	Gp2- Negative terminal of GPO 2
4	Gp1+ Positive terminal of GPO 1
5	Gp1- Negative terminal of GPO 1
6	TRIGGER + Positive terminal of trigger input
7	TRIGGER - Negative terminal of trigger input
8	(no connection)
9	GROUND Logic and chassis ground



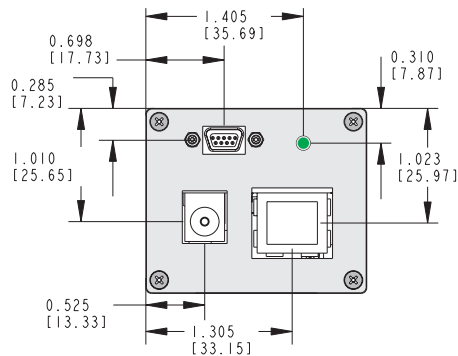
# STRAIGHT & RIGHT ANGLED MECHANICAL DEMENSIONS



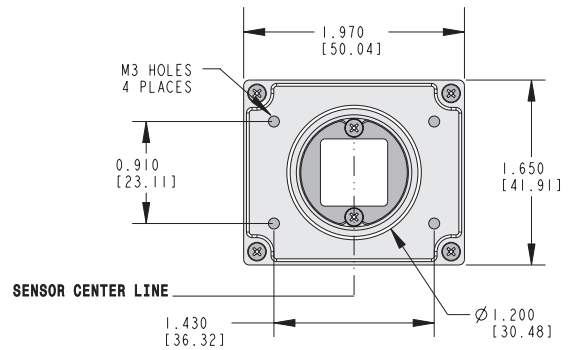
**Back Panel FireWire**



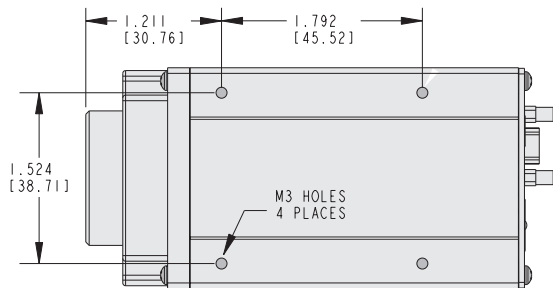
**Back Panel USB 2.0**



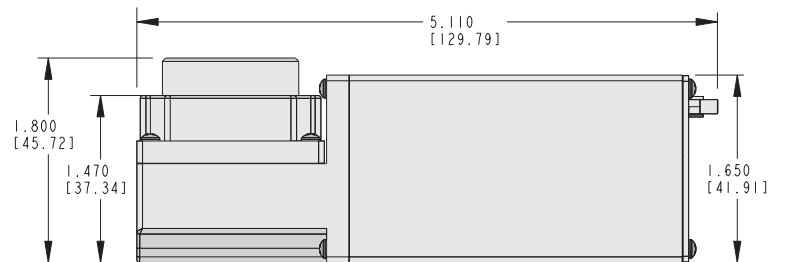
**Back Panel GigE**



**Front Panel**



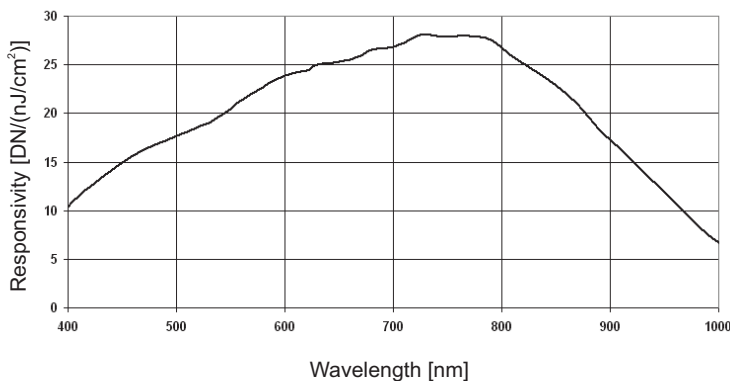
**Straight Case Bottom**



**Right Angle Side**

## RESPSIVITY CURVE - MONO

0dB Gain, 10bit Data



## RESPSIVITY CURVE - COLOR

0dB Gain, Channel Gains at Unity, 10bit Data

